


STANDING SUPPORTS

Edition
01/'18

- vision / vision junior
- bs 100 / 200 / 300
- novum



ato form ...just for life®
gmbh

Vision®



Standing frame with power lift

The standing frame Vision enables you having an active part in your surroundings, taking actively part in prophylactic acts and the therapy of pathological patterns, also to ensure the present quality of life.

Vision offers an entry at almost floor level and makes rising from a wheelchair easier. The user can stand up without any effort of his own.

Vision is fitted, as standard, with 4 safety wheels, for comfortable change of location.



Scope of Delivery

- Wireless remote control
- Easy to use height adjustment of the therapy table by means of gas springs
- Depth and tilt adjustable therapy table
- Adjustable depth, height, breadth and angular position of knee supports
- Width and depth adjustable heel supports
- 4 safety wheels

Accessories

- Various belt systems
- Posterior support
- Back support with headrest
- Foot fixation, Velcro
- Forefoot fixation

Indications

- Cerebral palsy
- Paraplegia
- Tetraplegia
- Multiple sclerosis
- And others



Raise up using a pressure relieving stand up belt



3D-adjustable pelvic support



Quality with safety



Wireless remote control



3D-adjustable knee supports

Vision[®] Junior

Standing frame with power lift

The standing frame with power lift Vision junior is for children and youths, when electrically assisted standing up is most important for patient or carer.

Facilitates guided standing up, for more success in therapy.



„The Vision standing frame with power lift, offers patients an optimum aid to meet requirements completely, whether for medical, educational and physiotherapeutic reasons.

Technical Details:	Vision	Vision Junior	Vision Maxi
Foot plate <--> table:	93 to 120 cm	87 to 100 cm	113 to 140 cm
Foot plate <--> knee support:	38 to 56 cm	30 to 50 cm	38 to 56 cm
Height of handrail (from footplate):	80 to 104 cm	69 to 90 cm	100 to 127 cm
Floor <--> upper edge footplate:	8 cm	8 cm	8 cm
Overall length:	110 cm	100 cm	150 cm
Outer frame width:	78 cm	68 cm	78 cm
Inner frame width:	61,5 cm	51,5 cm	61,5 cm
Therapy table (breath x width):	75 x 60 cm	65 x 60 cm	75 x 60 cm
Weight:	62 kg	58 kg	62 kg
Capacity:	150 kg	150 kg	150 kg

BS 100 / BS 200 / BS 300



BS size 2 (prone position)
with different accessories

Prone, supine and upright stander

The BS series offers therapeutically correct rising to a standing position from a prone or supine position.

The wide base plate and the narrow top part allow a larger degree of freedom of movement and simultaneously provide the prerequisites of infinitely variable rising from a lying down position, moving to partly standing and then to reach upright standing.

Adjustable foot plates and guided belts as well as other accessories secure the person.

The person cared for can build up a new relationship to his or her body through a new awareness of their own body height.

Scope of Delivery

- Partitioned footplate
- 2 or 3 safety belts (Gr. 3)
- 4 safety swivel wheels

Accessories


- Therapy table for prone and supine position
- Head support with facial aperture
- Knee support for supine position
- Extension cushion narrow/high
- Extension cushion wide/low
- Electric motor with rechargeable battery
- Heel support
- Thorax-/Pelvis support
- Abductor wedge
- Foot shells (pair)
- Chin support
- Posterior support

Indications


- Cerebral palsy
- Muscular dystrophy
- And others



Standing supports




Individually adjustable footplates



Posterior support



Therapy table for prone position



Head support with facial aperture (accessory)



Knee supports (accessory)



Tilt adjustment via electric motor (accessory)



BS size 1 (supine position) with different accessories

Technical details: BS

	Size 1	Size 2	Size 3
Armpit height:	70 to 101 cm	83 to 121 cm	115 to 153 cm
Overall width:	51 cm	59 cm	63 cm
Overall length:	70 cm	85 cm	111 cm
Overall height, basic model*:	max. 86 cm	max. 100 cm	max. 135 cm
Overall height including all accessories*:	max. 122 cm	max. 140 cm	max. 195 cm
Overall height (horizontal):	55 to 67 cm	64 cm	72 cm
Access height:	5 to 10 cm	10 to 15 cm	5 to 10 cm
Standard support cushion - large (width x height):	31 x 43 cm	36 x 50 cm	47 x 81 cm
Standard support cushion - small (width x height):	25 x 24 cm	32 x 26 cm	36 x 36 cm
Tilt:	-5 to 90°	-5 to 90°	-5 to 90°
Loading capacity:	50 kg	70 kg	100 kg
Overall weight:	19 kg	21 kg	33 kg

*(Footplate to top edge of supporting surface)



Novum

Prone, supine and upright stander

The implementation of a new concept for lying on the back or front has an anatomically shaped board. The advantage of all standing systems: the patient is supported the whole length and not only at various points of the body. The electric tilt adjustment eases the manual handling.

No other product offers the same possibilities for treatment, permitting or the reception of complicated foot malpositions and offers the best prerequisite for guided standing up.

Available accessories to the model range Novum are infinitely adjustable pads for additional support and stability. The upholstered anatomically shaped lying surface is extendable through extension cushions.

A therapy table is functional in any position and additionally supports optimal training of head control. The lowest walk in height is adjustable to 3 cm, almost at floor level.

Scope of Delivery:

- 2 standard support cushions
- 3D adjustable footplates
- 2 safety belts
- 4 swivel wheels

Accessories:

- Therapy table for prone and supine position
- Knee supports for supine position
- Extension cushion wide/low
- Extension cushion narrow/high
- Electric motor with rechargeable battery
- Heel supports
- Posterior support
- 3D adjustable thorax/pelvis supports
- Foot shells



Novum size 2 (supine position) with safety belts and knee supports





3D-adjustable and foldable side pelottes



Adjustable Therapy table side pelottes



3D-adjustable footplates



3D-adjustable knee supports



Novum size 3 with pelvis, thorax and knee supports and therapy table

Indicated by the following foot malpositions:


- Weak or contracted foot malposition
- Equinus position and talipes calcaneus
- Talipes varus
- Other complicated foot malpositions

Technical details: Novum

	Size 1	Size 2	Size 3
Armpit height:	70 to 101 cm	83 to 121 cm	115 to 153 cm
Overall width:	59 cm	59 cm	70 cm
Overall length:	85 cm	85 cm	112 cm
Overall height*:	max. 138 cm	max. 153 cm	max. 201 cm
Overall height, horizontal:	60 cm	70 cm	76 cm
Standard support cushion – large (width x height):	31 x 43 cm	36 x 50 cm	45 x 89 cm
Standard support cushion – small (width x height):	25 x 24 cm	32 x 26 cm	36 x 30 cm
Tilt:	-5 bis 90°	-5 bis 90°	-5 bis 90°
Loading capacity:	50 kg	70 kg	100 kg

*including all accessories (footplate to upper edge of supporting surface)

Theme brochures from ATO FORM



ato form ...just for life®
gmbh

www.ato-form.com

Natasha Kilburn
Export

Phone: +496093 944 170
Mobil: +49151 14830125
export@ato-form.com

